

Elhah moulding light



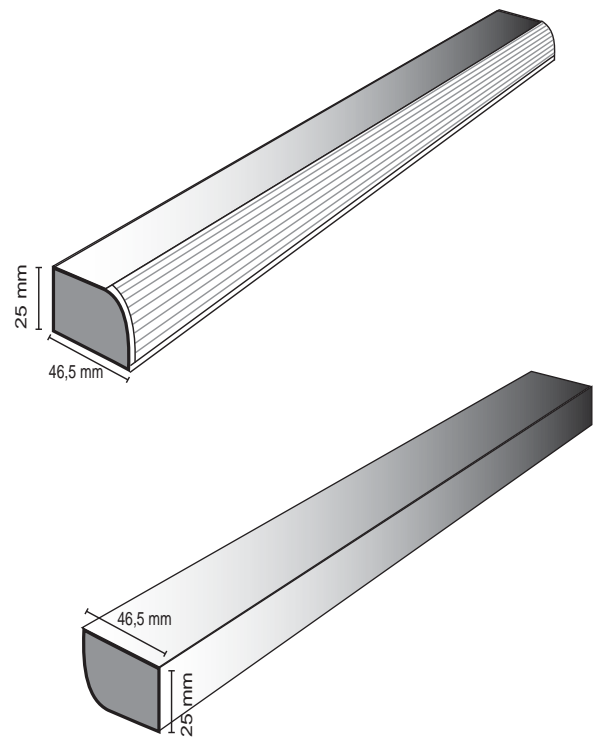
We reserve the right
to make changes to
our products.

Candeo L.

Made in Finland

www.candeeffect.com

Led moulding lights



Frame	Anodized aluminum Prismatic cover
Power	24 VDC
Operating temperature	0 °C - + 60 °C
Life time	50.000 h with a 30 % decrease luminous flux
Warranty	Light unit: 6 years

Made in Finland

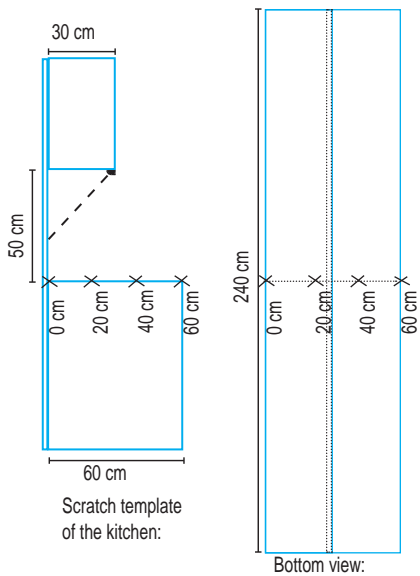
www.candeeffect.com

Candee E.

We reserve the right
to make changes to
our products.

Led moulding lights

Installation measurements



Warm White CRI 80	Luminous flux of the light source: 180 lm
Distance	Illuminance maximum (lx)
0 cm	100 lx
20 cm	96 lx
40 cm	55 lx
60 cm	28 lx

Neutral White CRI 80	Luminous flux of the light source: 180 lm
Distance	valaistusvoimakkuus
0 cm	115 lx
20 cm	110 lx
40 cm	65 lx
60 cm	31 lx

Cool White CRI 80	Luminous flux of the light source: 270 lm
Distance	Illuminance maximum (lx)
0 cm	220 lx
20 cm	200 lx
40 cm	120 lx
60 cm	61 lx

Elhah moulding light

Product code	Model	Frame	Colour	W	K	Led
CEL330 306 100	Elhah light unit 270 mm		warm white	8	2800	Rebel
CEL330 306 200	Elhah light unit 270 mm		neutral white	8	4000	Rebel
CEL330 306 300	Elhah light unit 270 mm		cool white	8	6000	Rebel
CEL430 306 000	Profile l=3000 mm	Anodized aluminum				
CEL 30041	Power LED 100W DC 24 V	Aluminum				

Notice: Maximum amount is 20 light units for one power connection.

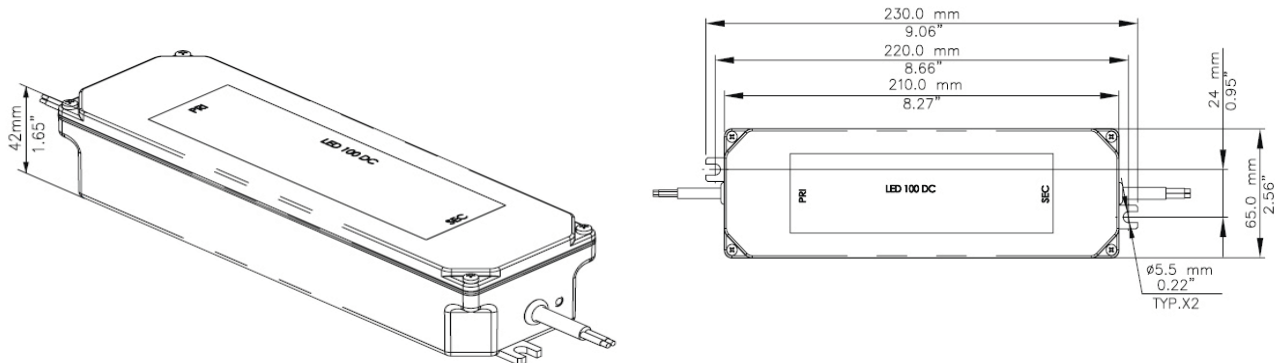


We reserve the right to make changes to our products.

Candeo E.

Made in Finland
www.candeeffect.com

Power Unit LED100W DC 24V, Aluminum casing, European version



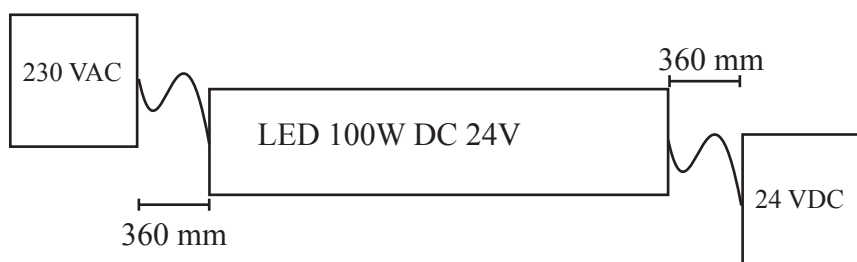
Standards	
Converter meets CE standards	
Pending VDE and VDE EMC	

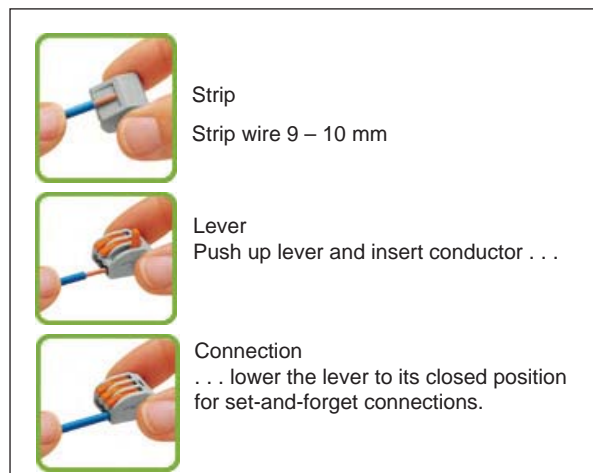
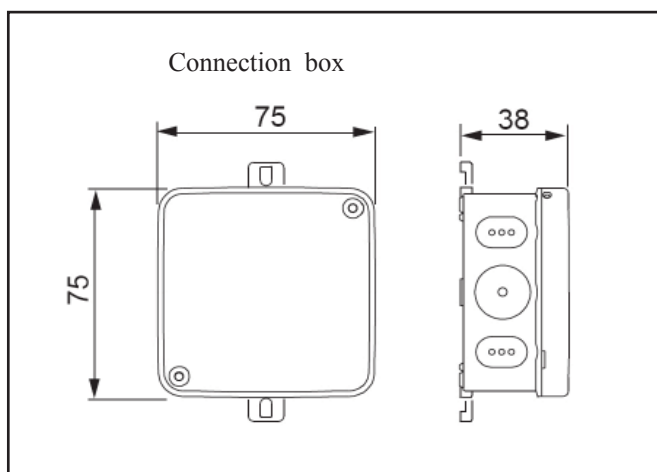
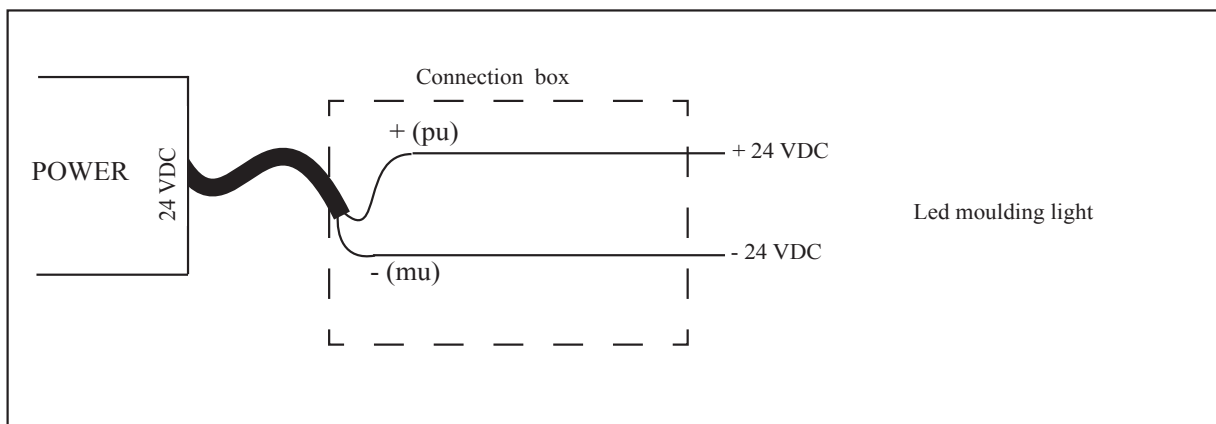
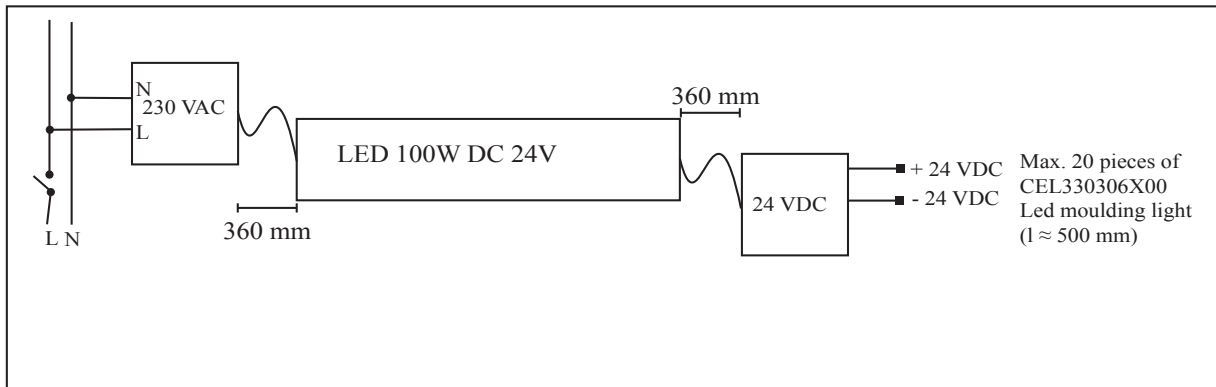
Mechanical and Thermal	
Product code	CEL30041
Type	LED 100W DC 24V
One Power	5 meters Candeco E Led moulding light CEL330205X00
Casing	Aluminium casing
Dimension (mm)	230 x 65 x 42
Weight	800 grams
Tc Max	90° C
Ta Max	50° C
Output wire -	FEP 1.5 mm ² 300/300V 180° C 2 sections
Input wire -	FEP 0.75 mm ² 300/300V 180° C 3 sections
	Grounding wire
Warranty	4 years
Manufacturer	Savled/Lightech
	IP65

Electrical	
Load	1 - 100VA
Input	100 - 240V 50/60Hz
Output voltage	± 10 %
EMC (RFI)	FCC Class B/EN 55015
Harmonics	EN 61000-3-2
Electrostatic Discharge	IEC61000-4-2
EMC Immunity	IEC61000-4-3
Burst	IEC61000-4-4
Surge	IEC61000-4-5
Injected RF	IEC61000-4-6
Mains interruption	IEC61000-4-11
Immunity	EN 61547/61047
Safety	EN 61347-2-2
	SELV

Protection and Regulation


Electronic internal resettable short circuit protection.
Thermal protection and overload regulation.







Light installation

1. Profile:
 - Measure the length of the profile and saw. Saw the profile and prismatic cover at the same time.
 - Fasten the profile with countersunk screws.
2. Assembly of the light unit:



- A .
Install light units to the bottom of the profile, near by near. Fasten light unit by pushing two (2) holding blocks into between light unit and profile (See on pictures). Holding blocks should be the middle of the LEDs.



- B .
Connect jumper cable between led light units. Jumper cable attach only one-way. Fold the extra cable between light units.

- C .
Connect the feed cable of the 24 V to the first light or the last light unit with Wago connectors.

Connection:
Black wire and 3 wires of the jumper cable (red mark) = minus
Red wire and 2 wires of the jumper cable = plus

Fold the feed cable inside of the profile.

3. Before use:
 - Test Hahle moulding light
 - Push the prismatic cover to the profile

We reserve the right
to make changes to
our products.

Candelo

Made in Finland

www.candeeffect.com

Valmistaja:
Savled /Diranet Oy
Laitaatsillantie 3
57170 SAVONLINNA
FINLAND
Puh. 015 555 0031

Made in Finland

www.candeeffect.com

Candee E.

We reserve the right
to make changes to
our products.